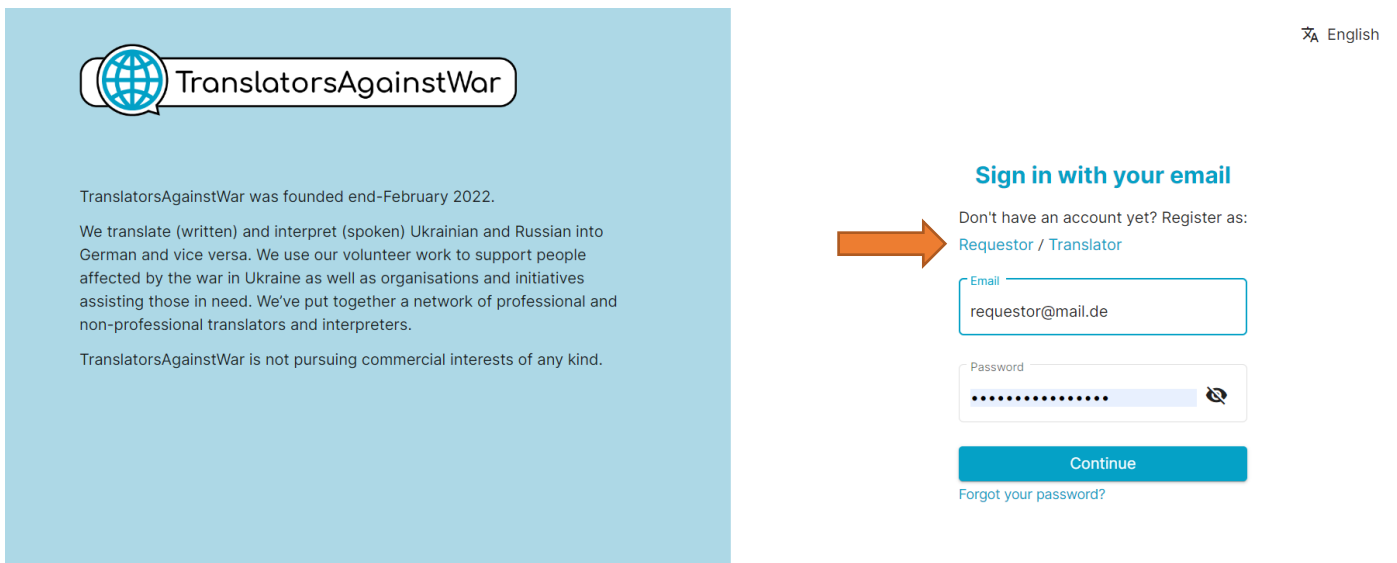


Manual: How to create a translation request

1. Registration and login

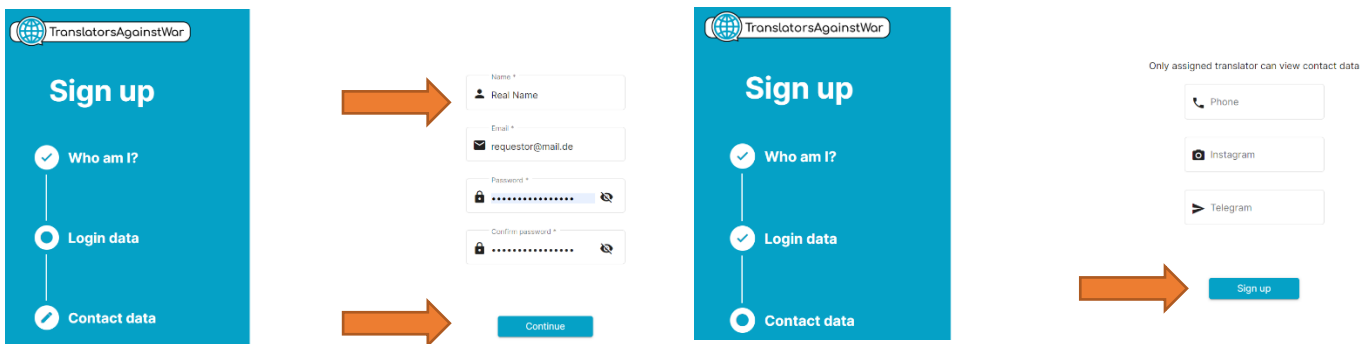
In order to create a translation or interpretation request, a one-time registration is required. In order to do so, please register as a **Requestor** at <https://translatorsagainstawar.com>.



The screenshot shows the homepage of TranslatorsAgainstWar. On the right side, there is a registration form titled "Sign in with your email". An orange arrow points from the "Requestor / Translator" link in the text above to the "Email" input field in the form. The form contains the following fields and elements:

- Sign in with your email** (Section Header)
- Don't have an account yet? Register as: **Requestor / Translator**
- Email** input field containing "requestor@mail.de"
- Password** input field with a masked password "....." and a visibility toggle icon.
- Continue** button
- Forgot your password? link

Please enter your contact data and make sure the information is correct, so that the translators can contact you. You may also leave your phone number and information regarding your social media profiles (optional). After registration, you will receive an email with further instructions. Please carefully study them.



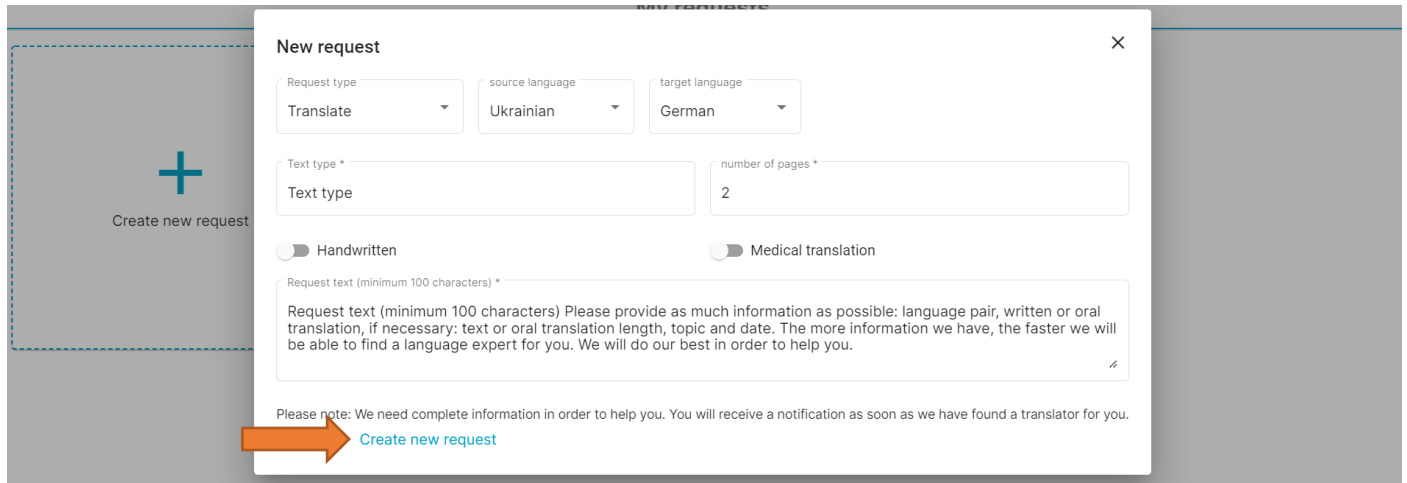
The screenshot shows the registration process in three stages:

- Step 1:** A "Sign up" screen with a progress indicator showing "Who am I?" as the first step, "Login data" as the second, and "Contact data" as the third.
- Step 2:** A registration form with fields for:
 - Name *** (Real Name)
 - Email *** (requestor@mail.de)
 - Password *** (masked with ".....")
 - Confirm password *** (masked with ".....")
 A "Continue" button is at the bottom.
- Step 3:** A "Sign up" screen with a progress indicator showing "Who am I?" and "Login data" as completed steps, and "Contact data" as the current step. The form includes:
 - Phone** input field
 - Instagram** input field
 - Telegram** input field
 - Sign up** button
 A note above the form states: "Only assigned translator can view contact data".

After registration, you will be able to log in at <https://translatorsagainstawar.com> at any time and **create a translation or interpretation request.**

2. Create a translation request

Log in with your email address and your password at <https://translatorsagainstwar.com/>. Click **Create new request** and **provide as much information as possible**: language pair, written or oral translation, if necessary: text or oral translation length, topic and date. The more information we have, the faster we will be able to find a language expert for you.



The screenshot shows a 'New request' form with the following fields and options:

- Request type: Translate
- source language: Ukrainian
- target language: German
- Text type: Text type
- number of pages: 2
- Handwritten:
- Medical translation:
- Request text (minimum 100 characters): Request text (minimum 100 characters) Please provide as much information as possible: language pair, written or oral translation, if necessary: text or oral translation length, topic and date. The more information we have, the faster we will be able to find a language expert for you. We will do our best in order to help you.
- Please note: We need complete information in order to help you. You will receive a notification as soon as we have found a translator for you.
- [Create new request](#)

After entering your profile, you will be able to edit your request. Please delete your request in case you have already found a translator somewhere else, so that we can focus on other important requests.



The screenshot shows the 'My requests' page with the following elements:

- [Create new request](#)
- [Translate](#)
- Ukrainian - German
- Text type
- Request text (minimum 100 characters) Please provide as much information as possible: language pair, written or oral translation, if necessary: text or oral translation length, t
- # 804
- 03.08.2022
- [Edit request](#)
- [Delete](#)

3. Your request

In case we are able to find a translator or a interpreter for you, we will send you an email.

Bitte Kontakt aufnehmen: Ihre Übersetzungsanfrage wurde übernommen

○ **TranslatorsAgainstWar** <noreply@translatorsagainstar.de>
An

☆ 📌

T



Guten Tag Requestor,

Translator: [.com](#) hat Ihre Anfrage übernommen. Bitte schicken Sie der Übersetzerin/dem Übersetzer alle Informationen und Dokumente zu Ihrer Anfrage zu. Nutzen Sie dazu seine E-Mail Adresse: [.com](#)

Bitte löschen Sie Ihre Anfrage, falls Sie woanders unterstützung gefunden haben. Dann können wir uns auf weitere Anfragen konzentrieren. Melden Sie sich mit Ihrer E-Mail und Ihrem Passwort auf [translatorsagainstar.com](#) an. Anschließend können Sie Ihre Anfrage löschen.

Viele Grüße und alles Gute

Ihr Team von TranslatorsAgainstWar



Bitte Antworten Sie nicht auf diese E-Mail.

Important: please do not answer to this email. Instead, please use the contact data of the translator that you will find in the email. Please contact the translator as soon as possible.

In case you have further questions, please write us an email: mail@translatorsagainstar.de.